



ROY'S WOOD PRODUCTS

Valance

FAX TO: 803-438-5556

Order

Quote Only

Customer Name _____

Date Ordered _____ Date Needed _____

CUSTOMER INFORMATION

Wood Species _____ Contact Person _____ Phone _____

Design Code _____ Street _____ Fax _____

City _____ State _____ Zip _____

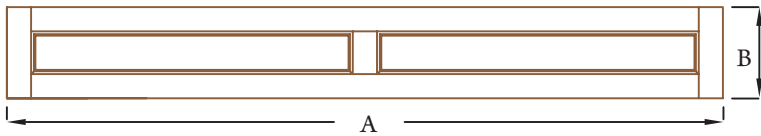
Inside Frame Profile _____ **SHIPPING INSTRUCTIONS** Call for pickup Quick-Ship Ship via Route Truck

Job Name _____ TEL _____

Panel Profile _____ Special Notes _____

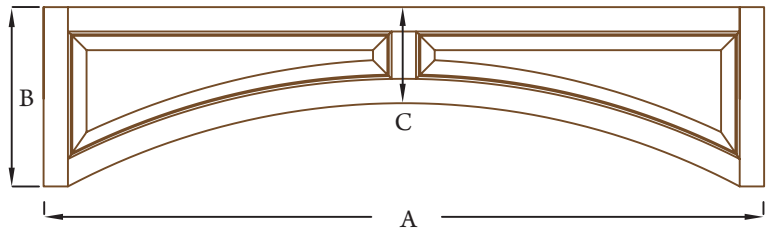
Edge Profile _____ TAKEN BY CONFIRMED BY SALES ORDER NUMBER

VALANCES *(All Panel Grain is Horizontal)*



SQUARE FRAMED PANEL

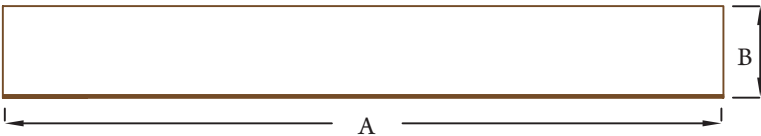
DESIGN CODE: VSQ



ARCHED FRAMED PANEL

DESIGN CODE: VAR

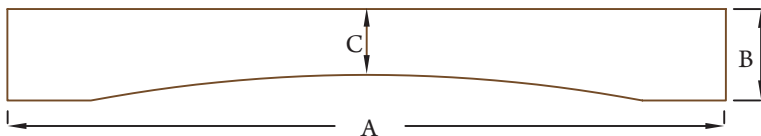
3/4" SOLID VALANCES *(Horizontal Grain)*



STRAIGHT WITH EDGE PROFILE

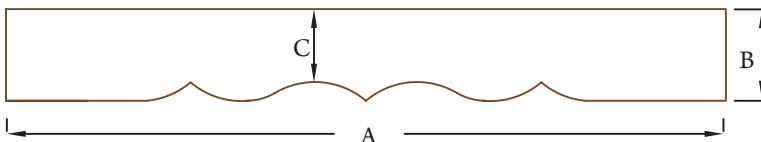
VSQ - 00 - 000 - _____

Specify Edge Profile Desired



ARCH SOLID | ARC - 00 - 000 - 000

Square footage is calculated including the removed arch section.



SCALLOPED SOLID | SCL - 00 - 000 - 000

Square footage is calculated including the removed scalloped section.

(Square footage is based on gross of A x B.)

	QTY	WIDTH (A)	HEIGHT (B)	ARCH (C)
1				
2				
3				
4				
5				