



# WAINSCOTING & END PANEL FORM

☐ Order ☐ Quote Only Date: \_\_\_\_/\_\_\_\_/\_\_\_\_

TAKEN BY \_\_\_\_\_ CONFIRMED BY \_\_\_\_\_

☐ Call for Pickup ☐ Quick-Ship ☐ Route Truck

Shipping Address \_\_\_\_\_

City \_\_\_\_\_ State \_\_\_\_\_ Zip \_\_\_\_\_

Special Notes \_\_\_\_\_

\_\_\_\_\_

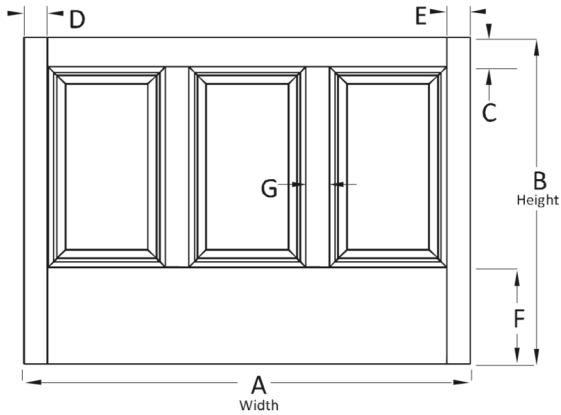
Please fill out all dimensions. Take note of minimums and maximums.

Wood Species \_\_\_\_\_

*\*Maximum length may be limited by wood species*

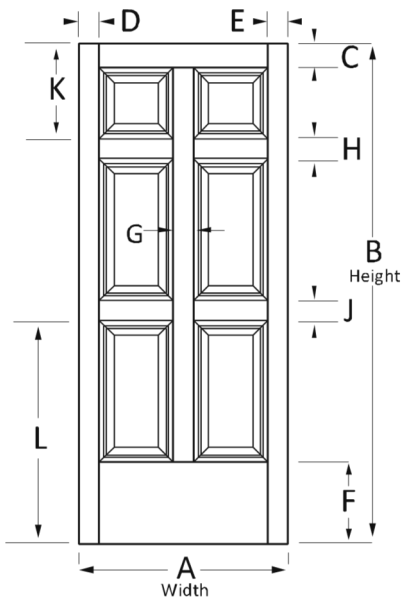
W A I N - \_\_\_\_ - \_\_\_\_ - \_\_\_\_ - \_\_\_\_ - \_\_\_\_

## WAINSCOTING

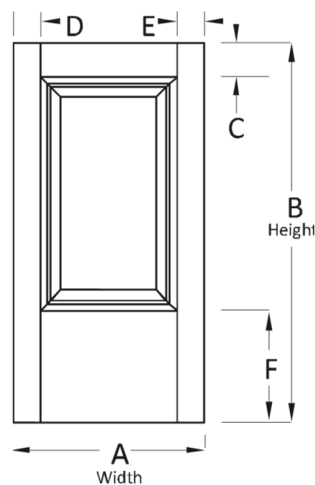


## REFRIGERATOR PANEL

*Drawings will be sent for this panel*



## END PANEL



	1	2	3	4	5
QUANTITY					
NUMBER OF PANELS WIDE Panel widths divided equally					
NUMBER OF PANELS HIGH Panel widths divided equally					
(A) OVERALL WIDTH MIN. 8"					
(B) OVERALL HEIGHT MIN. 8"					
(C) TOP RAIL WIDTH MIN. 1 1/4"					
(D) LEFT END STILE MIN. 1 1/4"					
(E) RIGHT END STILE MIN. 1 1/4"					
(F) BOTTOM RAIL MIN. 5 1/2"					
(G) MULLION WIDTH MIN. 2"					
(H) MULLION WIDTH MIN. 2"					
(J) MULLION WIDTH MIN. 2"					
(K) MULLION LOCATION See Refrigerator Panel Drawing					
(L) MULLION LOCATION See Refrigerator Panel Drawing					

Frame widths include inside & outside profiles.