



VALANCE ORDER FORM

Order Quote Only Date: ___/___/___

TAKEN BY _____ CONFIRMED BY _____

Call for Pickup Quick-Ship Route Truck

Shipping Address _____

City _____ State _____ Zip _____

Special Notes _____

Company _____

Job Name _____

Contact _____

Phone _____ Fax _____

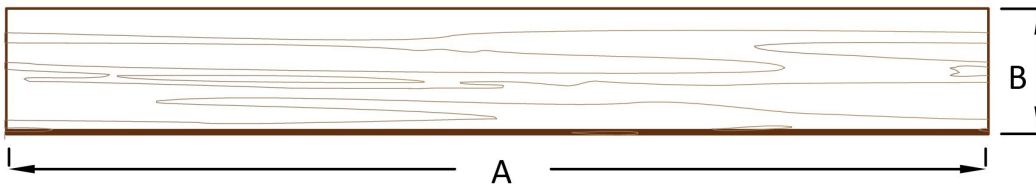
Email _____

1. Wood Species _____ 2. Select a Valance type & fill in the corresponding blanks

STRAIGHT WITH EDGE PROFILE | Code: **V A L** - _____ - _____ - **1 0 1***

Design Code Inside Profile Panel Profile Outside Edge (apply to All Edges or Bottom Only)

**Outside Edge profile will be 101 (square) unless otherwise noted*



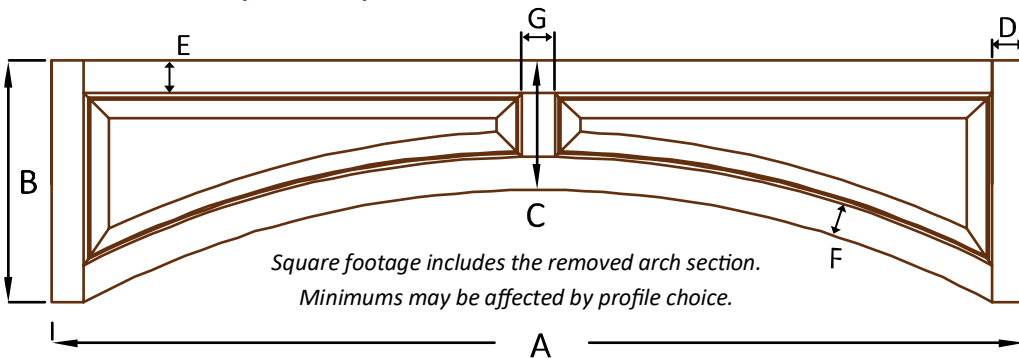
A _____ (10" min)

B _____ (6" min)

ARCHED FRAMED PANEL |

Code: **V A R** - _____ - _____ - _____

Design Code Inside Profile Panel Profile Outside Edge (apply to All Edges or Bottom Only)



A _____ (24" min)

B _____ (10" min)

C _____ (8" min)

D _____ (2-1/2" min)

F _____ (2-1/2" min)

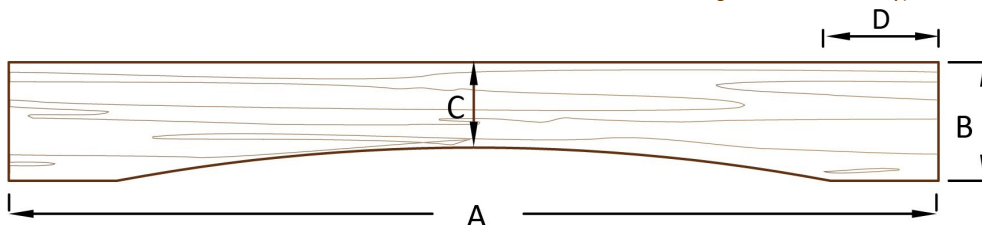
G _____ (2-1/2" min)



ADD A KEYSTONE (A drawing will be sent for approval)

ARCH SOLID | Code: **A R C** - _____ - _____ - _____

Design Code Inside Profile Panel Profile Outside Edge (apply to All Edges or Bottom Only)



A _____ (14" min-192" max)

B _____ (16" min)

C _____ (3" min)

D _____ (nominal)